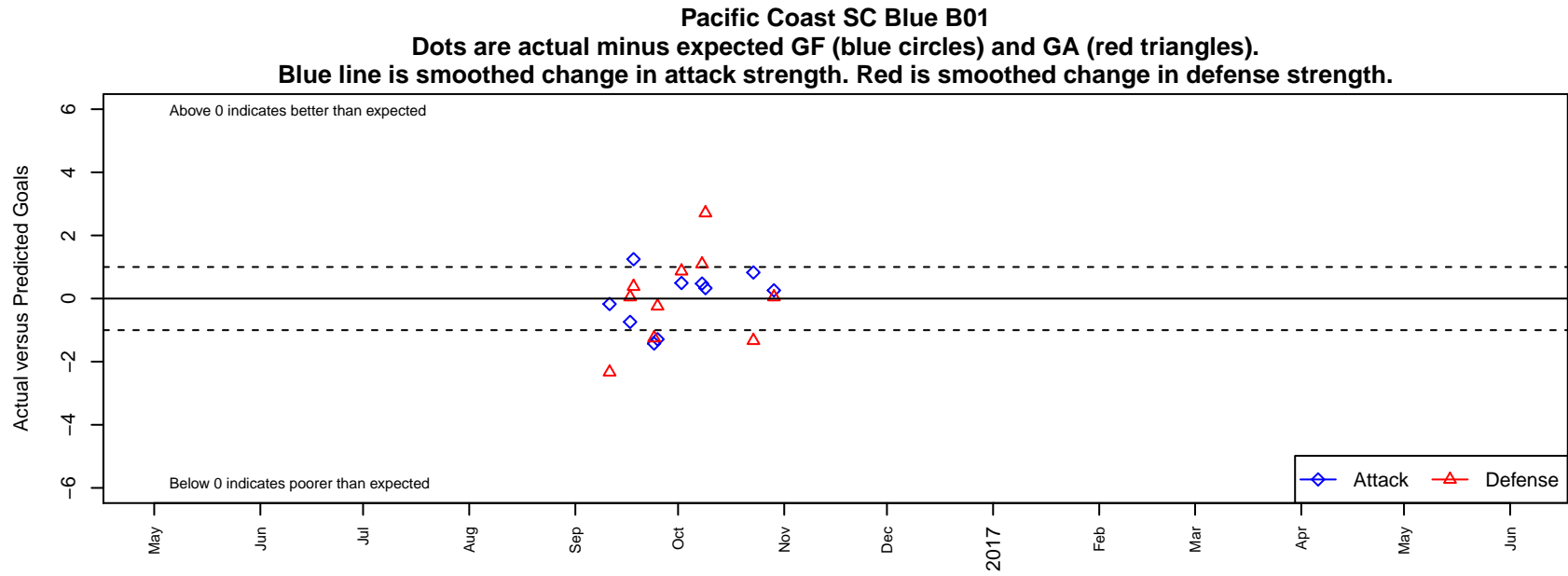


Pacific Coast SC Blue B01

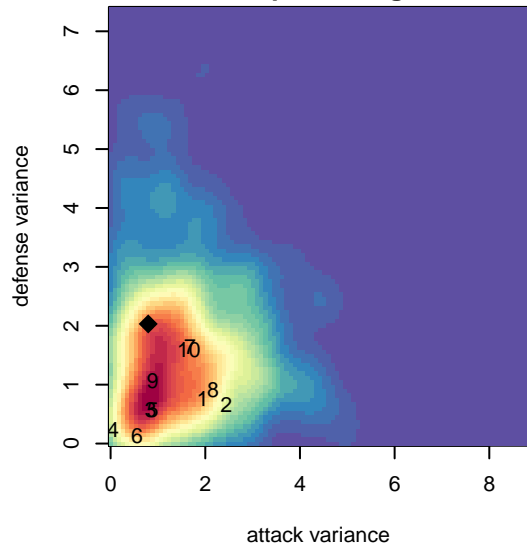
, CAS
B01 total strength=1506
attack=14.47 defense=9.22
fall league = SCDL FI1 U16

alt names used:
Pacific Coast SC B2001 Blue

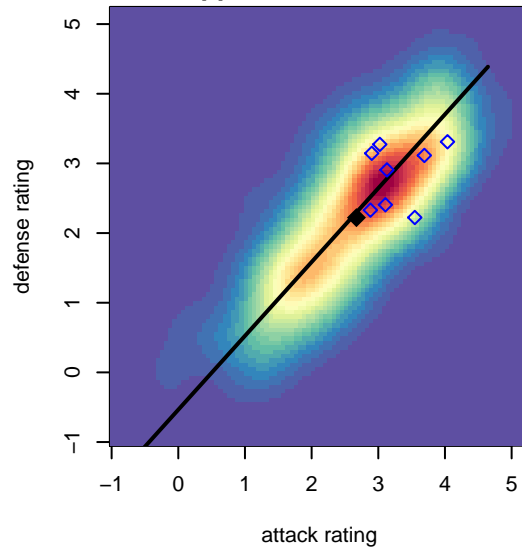
Venues played:
2016 SCDL FI1 U16



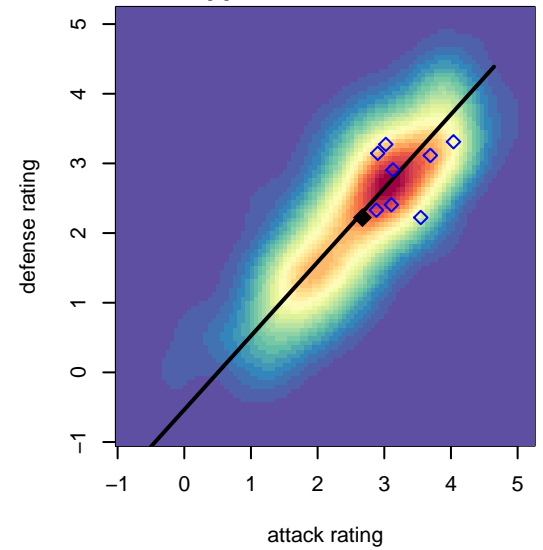
**attack and defense variance (black dot)
relative to other teams
and top 10 in region**



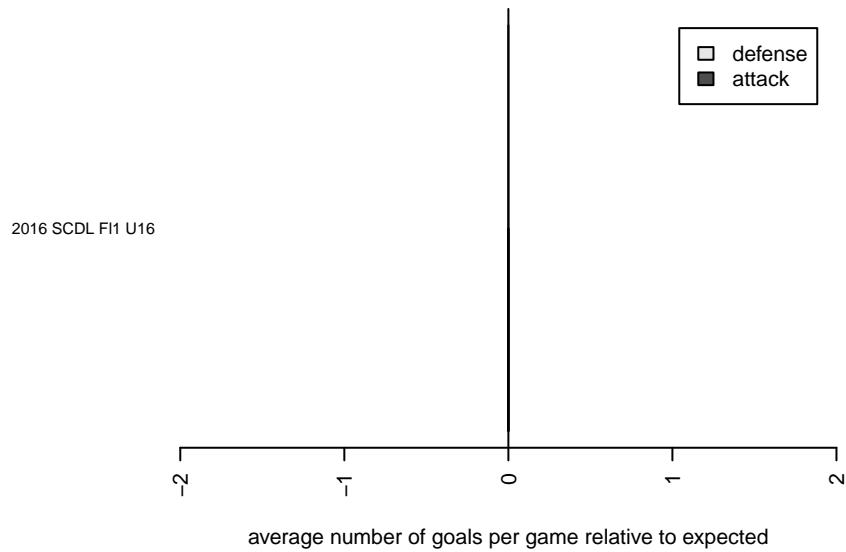
**attack and defense rating
relative to others at age
and all opponents in last 13 months**



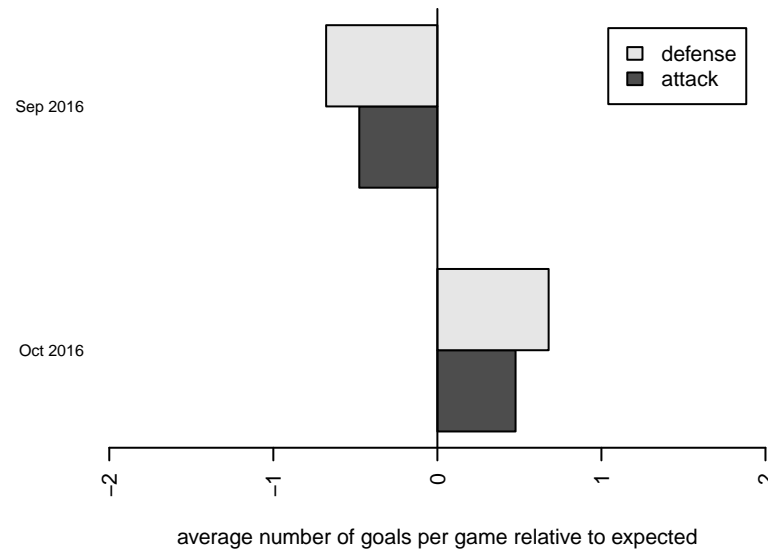
**attack and defense rating
relative to others at age
and all opponents in last 13 months**



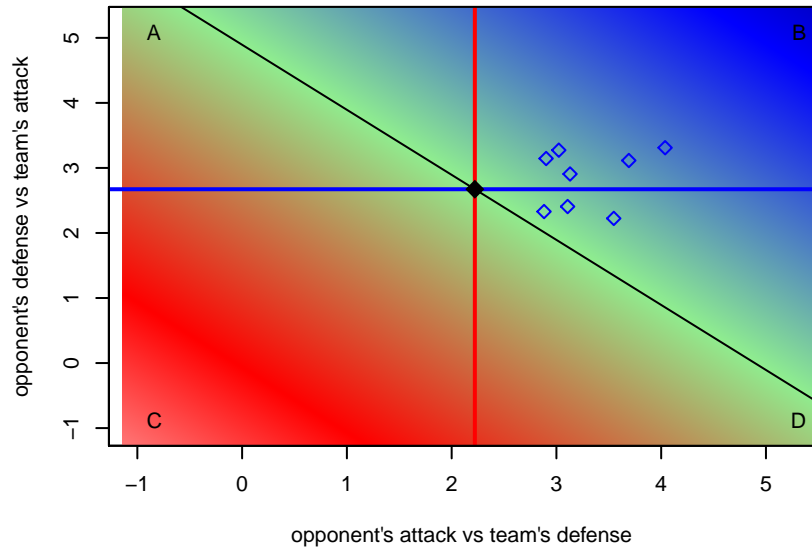
Performance relative to 13 month average



Performance relative to 13 month average



Distribution of opponents
 Red = Lose zone, Blue = Win zone, Green = Even
 Black line separates win/lose zones



lot. A=Neither has attack advantage, B=Opponent has both attack and defense advantage, C=Opponent has both attack and defense disadvantage, D=Both have

date	home		away		venue	pred.home	pred.away
2016-10-29	Real So Cal ADT B01	2	Pacific Coast SC Blue B01	1	2016 SCDL FI1 U16	2.05	0.74
2016-10-23	Strikers FC North B01	4	Pacific Coast SC Blue B01	2	2016 SCDL FI1 U16	2.67	1.17
2016-10-09	LA Galaxy South Bay Elite B01	2	Pacific Coast SC Blue B01	1	2016 SCDL FI1 U16	4.71	0.67
2016-10-08	Pacific Coast SC Blue B01	1	Real So Cal White B01	1	2016 SCDL FI1 U16	0.53	2.09
2016-10-02	Pacific Coast SC Blue B01	1	Legends FC B01	5	2016 SCDL FI1 U16	0.51	5.87
2016-09-25	Pacific Coast SC Blue B01	0	Strikers FC South Coast B01	2	2016 SCDL FI1 U16	1.29	1.76
2016-09-24	Los Angeles United FA Academy Reserve B01	5	Pacific Coast SC Blue B01	0	2016 SCDL FI1 U16	3.75	1.42
2016-09-18	Pacific Coast SC Blue B01	2	Pateadores Huntington Beach B01	2	2016 SCDL FI1 U16	0.75	2.38
2016-09-17	Pacific Coast SC Blue B01	0	Real So Cal ADT B01	2	2016 SCDL FI1 U16	0.74	2.05
2016-09-11	Pacific Coast SC Blue B01	1	Strikers FC North B01	5	2016 SCDL FI1 U16	1.17	2.67